

What the 2019-20 NCI® Adult Family Survey data tells us about

Family Access to Services and Supports across NCI States



**NATIONAL CORE
INDICATORS®**
NASDDDS & HSRI

This report tells us about:

- What NCI tells us about family access to services and supports
- Why this is important
- Where to find out more about access to services and supports across NCI States

What is NCI?

Each year, NCI asks people with intellectual and developmental disabilities (IDD) and their families how they feel about their lives and the services they get. NCI uses surveys so that the same questions can be asked to people in all NCI states.

Who answered questions to this survey?

Questions for this survey are answered by a person who lives in the same house as an adult who is getting services from the state. Most of the time, a parent answers these questions. Sometimes a sibling or someone who lives with the person and knows them well answers these questions.

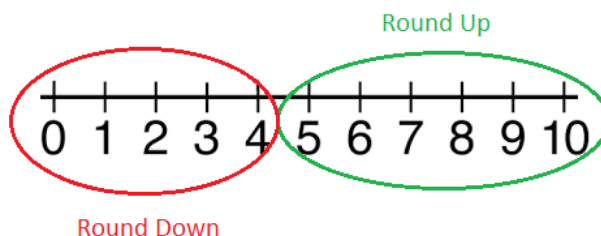
How are data shown in this report?

NCI asks questions about planning services and supports for people who get services from the state. In this report we see how family members of people getting services answered questions about planning services and supports.

- In this report, when we say “**you**” we mean **the person who is answering the question** (most of the time, a parent).
- In this report, when we say “**family member**” we mean **the person who is getting services from the state**.

We use words and figures to show the number of **yes** and **no** answers we got. Some of our survey questions have more than a **yes** or **no** answer. They ask people to pick: “always,” “usually,” “sometimes,” or “seldom/never.” For this report, we count all “always” answers as **yes**. All others we count as **no**.

We round percentages to the nearest ten percent. To round, we look at the last digit in a number. If the digit is 5 or more, we “round up” to the next highest number with a zero. If the digit is 4 or less, we “round down” to the next lowest number with a zero.



For example:

If 87% of people say their family member can see a dentist when needed, we “round up” to 90%.

If 12% of people say they are always able to get and use respite services when needed, we “round down” to 10%.

This report can help people talk about services and supports. If you want more information, you can look up the full report at:

<https://www.nationalcoreindicators.org>



Making Connections – Why Is This Important?

Many adults with IDD who get services and supports live with their families. NCI data tell us that across states 39% of people with IDD live their family. That's 2 out of every 5 people. In some states even more people live with their family. It is important to know if people and their families – like parents or siblings – are getting their needs met. This information can be shared with state officials (like a governor or mayor) and policy makers. If they know when needs are not being met, they can try to find resources to help. This report gives families a way of letting state officials and policy makers know what is working for them and what is not working. Finally, this information tells us if families can get important services, like healthcare, for their family member.

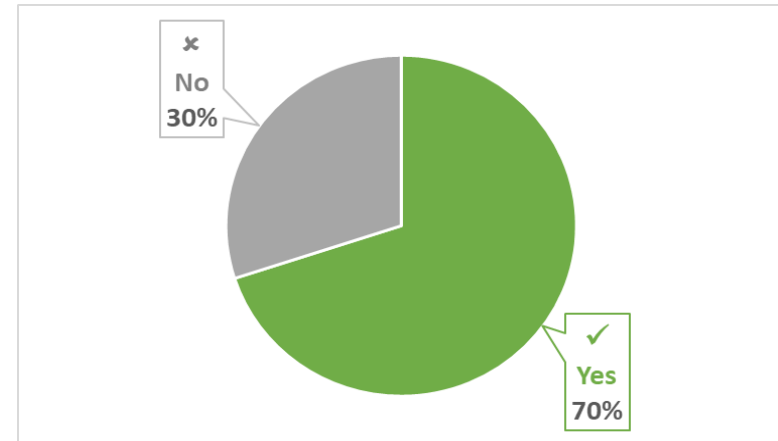
Access to Healthcare Services

It is important for people to be able to see healthcare professionals so they can stay healthy. Healthcare professionals are people like doctors, dentists, counselors and psychologists. NCI asks families if their family member who gets services from the state is able to see the healthcare professionals they need. NCI also asks if healthcare professionals understand their needs.

Reminder:

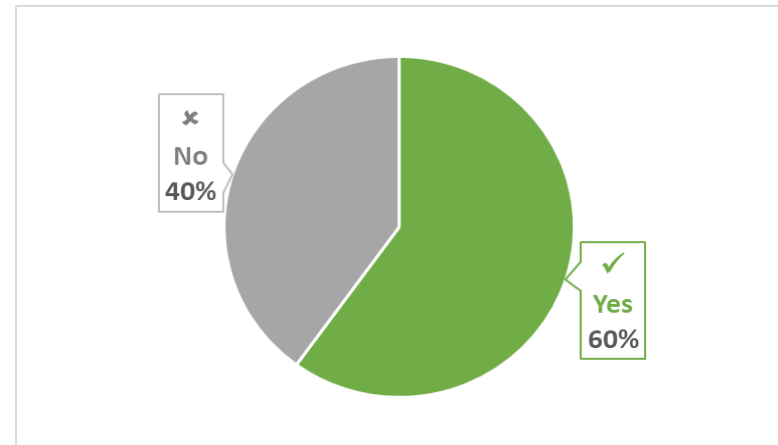
- When we say “**you**” we mean **the person who is answering the question** (most of the time, a parent).
- When we say “**family member**” we mean the **person who is getting services from the state**.

Can your family member always see health professionals (like a doctor or psychologist) when needed?



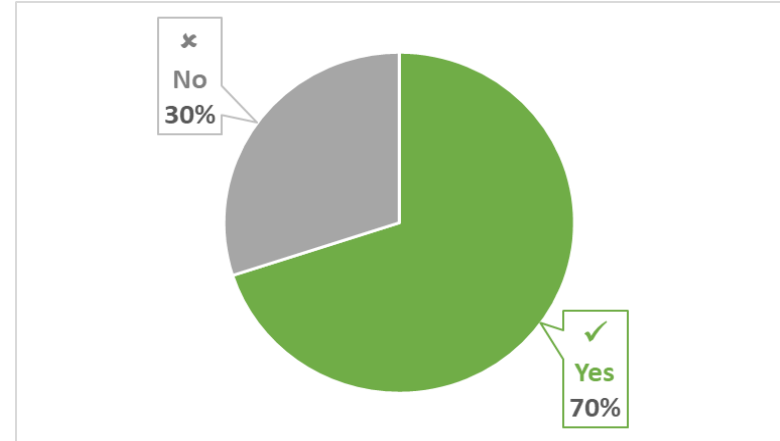
NCI tells us **7** out of every **10** people said **their family member can *always* see health professionals when needed.**

Does your family member's primary care doctor always understand your family member's needs related to his/her disability?



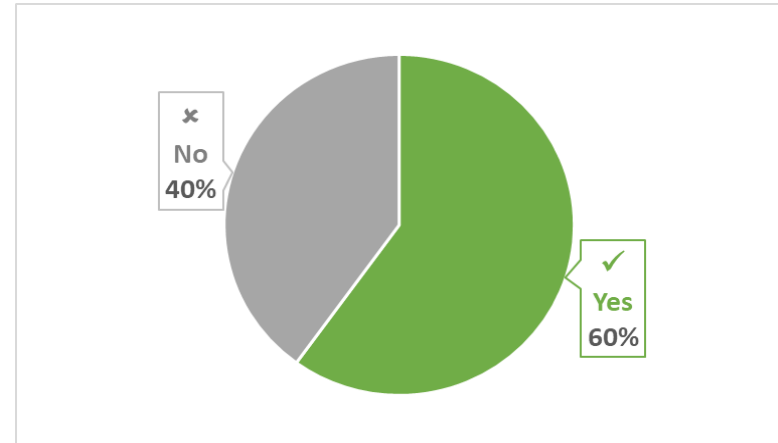
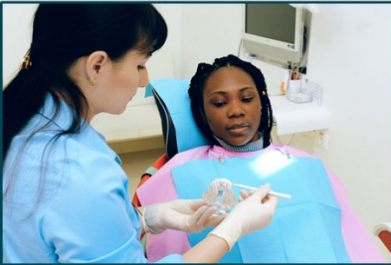
NCI tells us **6** out of every **10** people said **their family member's primary care doctor always understands their family member's needs related to his/her disability.**

Can your family member always go to the dentist when needed?



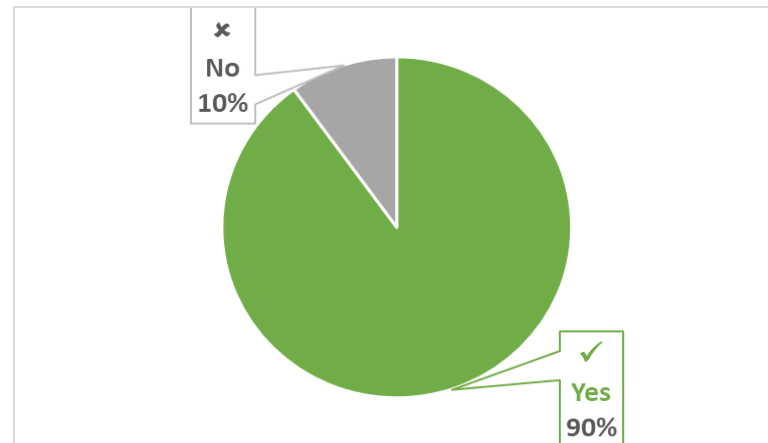
NCI tells us **7** out of every **10** people said **their family member can *always* go to the dentist when needed.**

Does your family member's dentist always understand your family member's needs related to his/her disability?



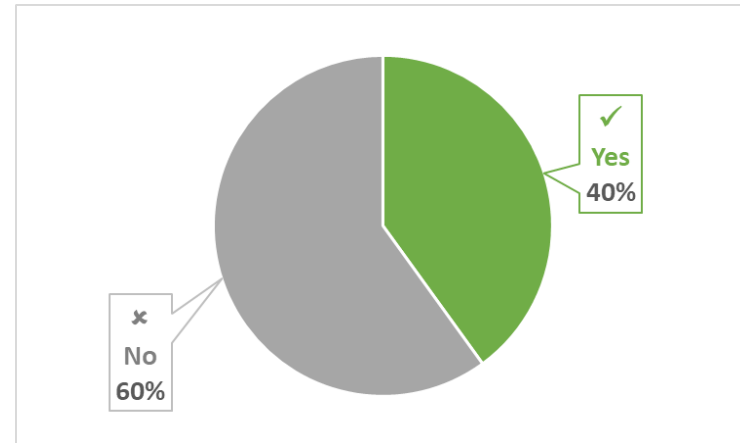

NCI tells us **6** out of every **10** people said **their family member's dentist *always* understands their family member's needs related to his/her disability.**

If your family member takes medications, do you always know what they're for?



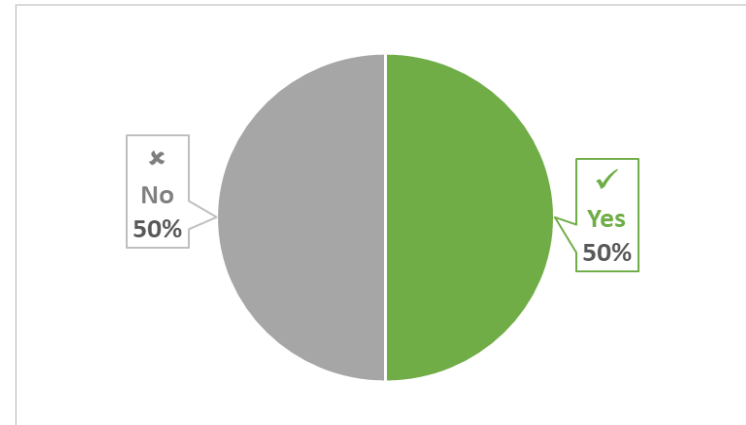
NCI tells us **9** out of every **10** people whose family member takes medication said they *always* know what they're for.

If you need respite services, are you always able to use them?



NCI tells us **4** out of every **10** people **who need respite services** said they are **always** able to use them.

If you asked for crisis or emergency services during the past year, were services provided when needed?



NCI tells us **5** out of every **10** people **who** asked for crisis or emergency services in the past year, got the services when needed.

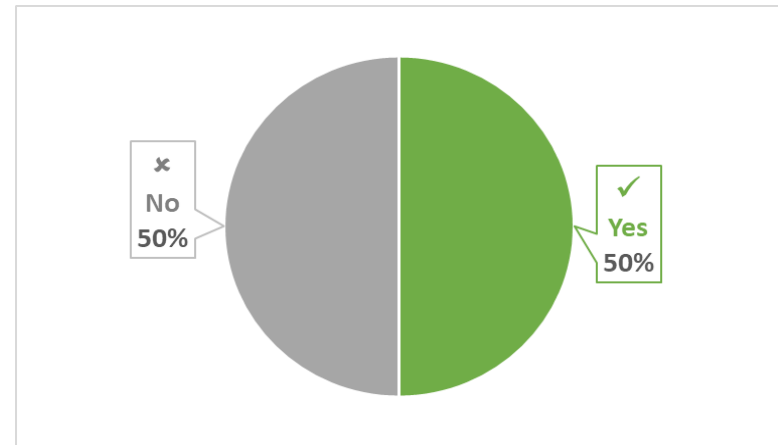

Access to Needed Services

People use many different kinds of services to help them. NCI asks if families get the services and supports they need.

Reminder:

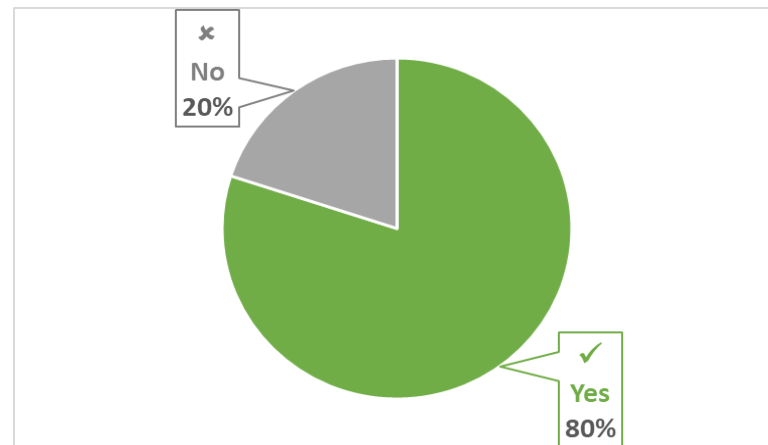
- When we say “**you**” we mean **the person who is answering the question** (most of the time, a parent).
- When we say “**family member**” we mean the **person who is getting services from the state**.

Does your family member have access to the special equipment or accommodations needed? Things like a wheelchair, ramp or communication board.



NCI tells us **5** out of every **10** people said **their family member *always* has the special equipment or accommodations needed.**

Does your family get the supports and services it needs?



NCI tells us **8** out of every **10** people said **their family gets the supports and services it needs.**

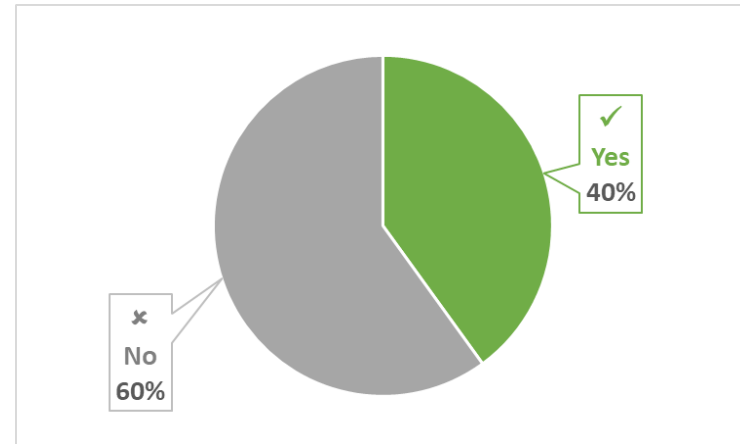
Satisfaction With Services and Supports

NCI asks families questions about how happy they are with the services they get.

Reminder:

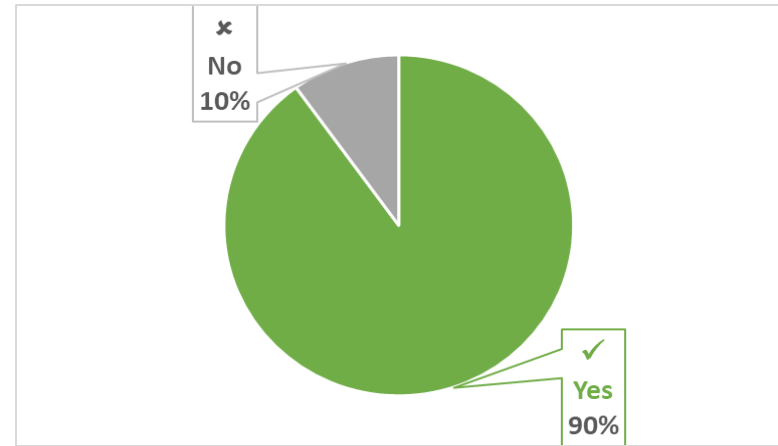
- When we say “**you**” we mean **the person who is answering the question** (most of the time, a parent).
- When we say “**family member**” we mean the **person who is getting services from the state**.

Overall, are you happy with your family member's services and supports?



NCI tells us **4** out of every **10** people said **that overall, they are always happy with their family member's services and supports.**

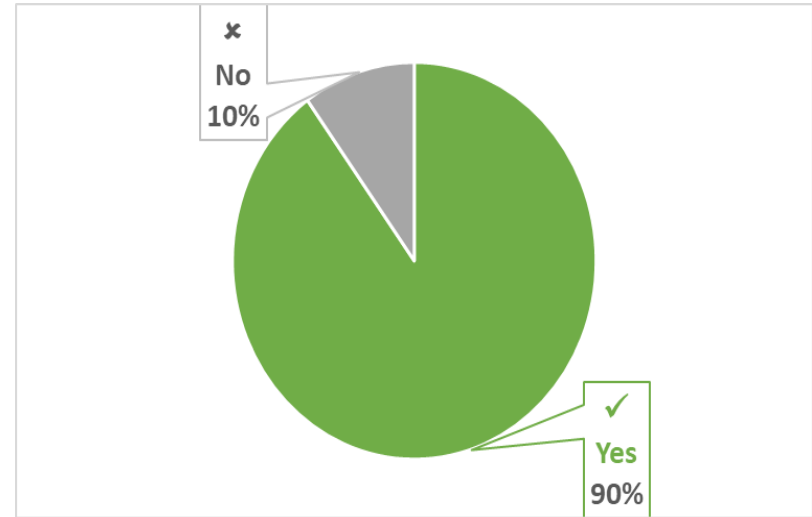
Do you feel that services and supports have made a positive difference in the life of your family member?



NCI tells us **9** out of every **10** people said **services and supports have made a positive difference in the life of their family member.**



Are services and supports helping your family member to live a good life?



NCI tells us **9** out of every **10** people said **services and supports are helping their family member live a good life.**



What Did Family of People With Disabilities across NCI States Say?

70% Family member can always see health professionals (like a doctor or psychologist) when needed

60% Family member's primary care doctor always understands his/her needs related to his/her disability

70% Family member can always go to the dentist when needed

60% Family member's dentist always understands his/her needs related to his/her disability

90% Always know what family member's medications are for

40% Was always able to use respite services if needed last year

50% Crisis or emergency services were services provided when needed, if they were needed last year

50% Family member has the special equipment or accommodations needed

80% Family gets the supports and services it needs

40% Overall, happy with your family member's services and supports

90% Feel that services and supports have made a positive difference in the life of their family member

90% Services and supports are helping family member to live a good life