

What We Learned from the National Core Indicators (NCI) Family/Guardian Survey

NCI Results from Families Across California
User-Friendly Version, 2016-17



A Collaborative Effort of:



Human Services
Research Institute

Cover art by Donald Roberts (1962 - 2009)



Donald was a former member of the statewide Consumer Advisory Committee in California, Valley Mountain Regional Center Board of Directors, Olmstead Advisory Committee, California Memorial Project, and Self-Advocacy Council 6. Donald was dedicated to the empowerment of people with disabilities and expressed his experiences and dreams through his artwork.

Who helped with this report?

We'd like to thank the 2010 members of the California Developmental Disabilities Consumer Advisory Committee. Their ideas helped make this report easy to understand! We'd also like to thank everyone who let us take and use their pictures. They helped make this report interesting.

Michael Cornejo

Tracey Mensch

Marcia Dinkelspiel

David Oster

Joseph Flanagan

Rene Rodriguez

Krisi Franzone

Pattie Simpkins

Michelle Gordon

Robert Taylor

Sue Ann Hankensiefken

Cindy White

Lisa Krueger

Eduardo A. Zapata

What is the National Core Indicators (NCI) Family/Guardian Survey?

Each year, we try to find out how people with intellectual and developmental disabilities and their families feel about the services they get. We use surveys to ask people all around the country, and each year we ask different people. States can use the answers to find out if people like their services. They can also compare across years to see if this is changing over time.

Who answers the questions on a Family/Guardian Survey?

The questions on the Family/Guardian survey are answered by a family member or guardian of an adult who gets services from the state (like a parent or other family member). The person who answered the survey *does not* live with the person getting services from the state. The person who answered the questions *is not* the person who gets the services. Each time the state surveys families, a new group of families is asked to participate.

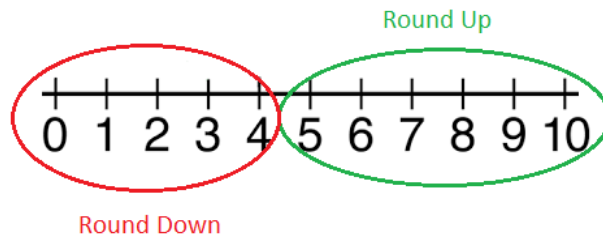
How do we show their answers?

We use words and figures to show the number of **yes** and **no** answers we got. Some of our survey questions have more than a **yes** or **no** answer. In fact, some ask people to pick: “always,” “usually,” “sometimes,” “seldom,” or “never.” For this report, we count all “always” or “usually” answers as **yes**. All others we count as **no**. (If you want to see the full range of answers separately, you can find those here: www.nationalcoreindicators.org.)

We also use graphs to show the answers in percentages. Percentages go from 0% to 100%. Higher percentages mean that more people answered a certain way. For example, 90% means 9 out of 10 people answered the same way. Lower

percentages mean that fewer people answered in a certain way. For example, 20% means 2 out of every 10 people answered the same way.

For this report we round percentages to the nearest ten percent. To round, we look at the last digit in a number. If the digit is 5 or more, we “round up” to the next highest number with a zero. If the digit is 4 or less, we “round down” to the next lowest number with a zero.



For example:

If 87% of people say they feel safe at home, we “round up” 90%.

If 12% of people say they have a paid job, we “round down” to 10%.

Before you start reading...

Remember, these questions were answered by someone who does not live with the person receiving services but knows them well. Usually the person’s parent or guardian answers the question.

In this report, “family member,” means the person with a disability receiving services from the state. “You” is the person who answered the question. The person who answers questions **is not** the person with a disability.

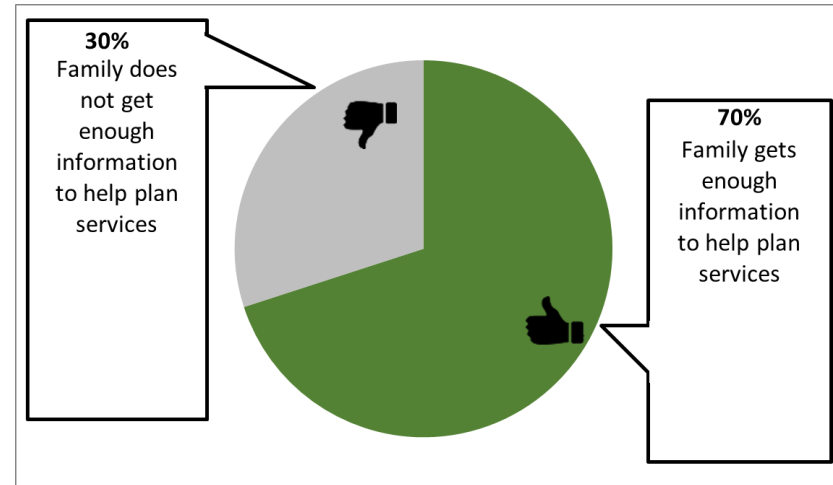
There are also a few words in this report that can mean different things:

- Case Manager can mean Support Coordinator or Service Coordinator

- Service Plan can mean Individual Service Plan (ISP) or Individualized Program Plan (IPP)
- Guardian can mean Conservator, this is someone who makes some choices for the person
- Support Workers can mean staff

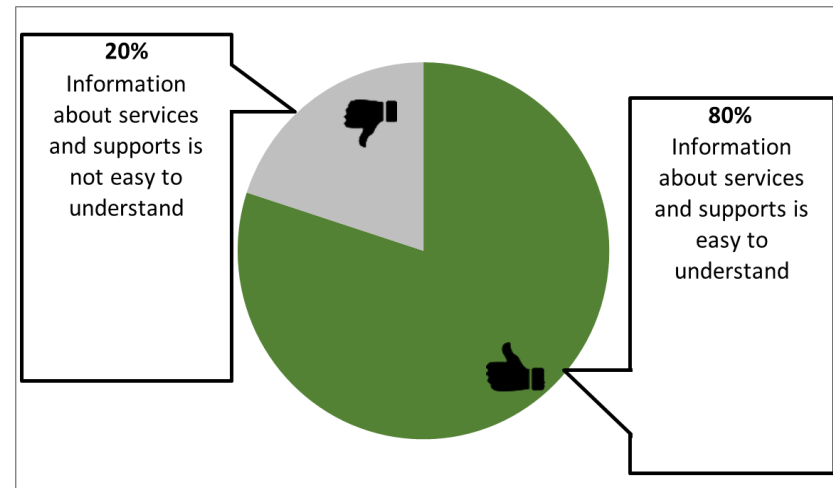
NCI asked families/guardians about the information they get to help plan services.

Do you get enough information to help plan services for your family member?



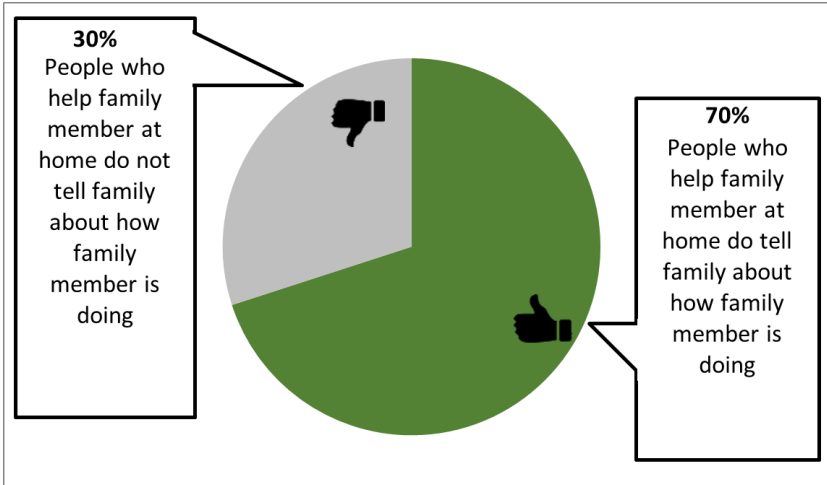
NCI tells us **7** out of every **10** people said they **always or usually** get enough information to help plan services for their family member.

Is the information you get about services and supports easy to understand?



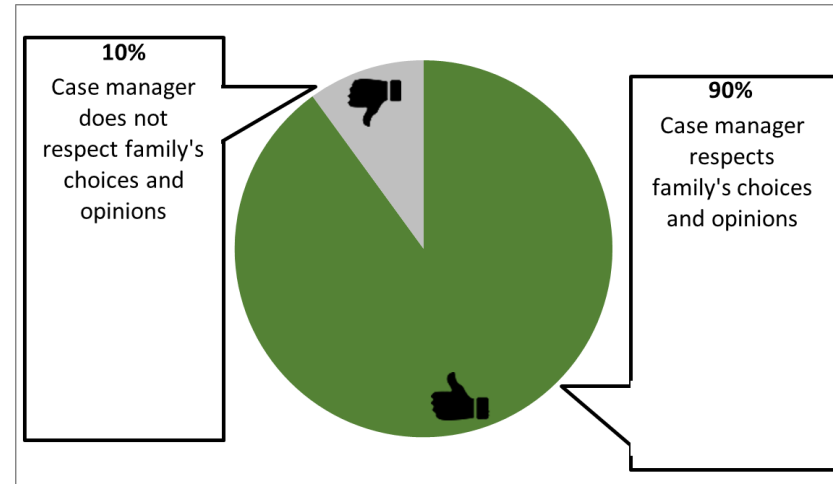
NCI tells us 8 out of every 10 people said the information they get about services and supports is always or usually easy to understand.

Do staff who help your family member at home tell you about how your family member is doing?



NCI tells us **7** out of every **10** people said **people who help family member at home tell them about how their family member is doing.**

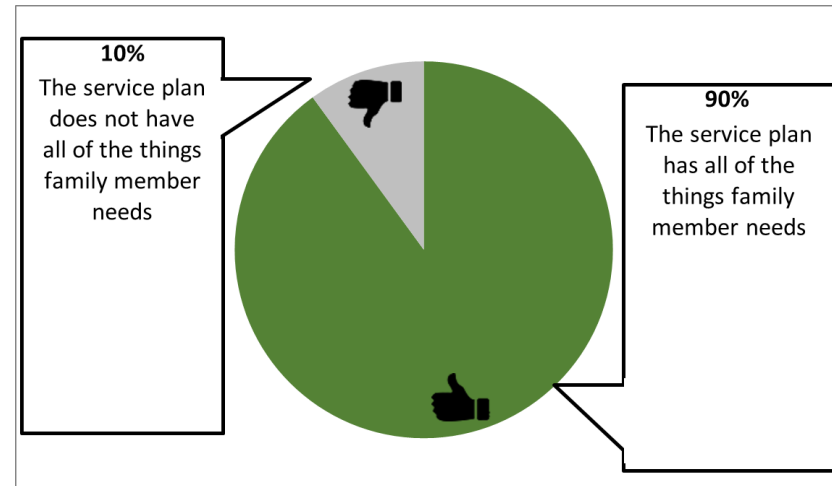
Does the case manager respect your family's choices and opinions?



NCI tells us **9** out of every **10** people said **the case manager always or usually respects the family's choices and opinions.**

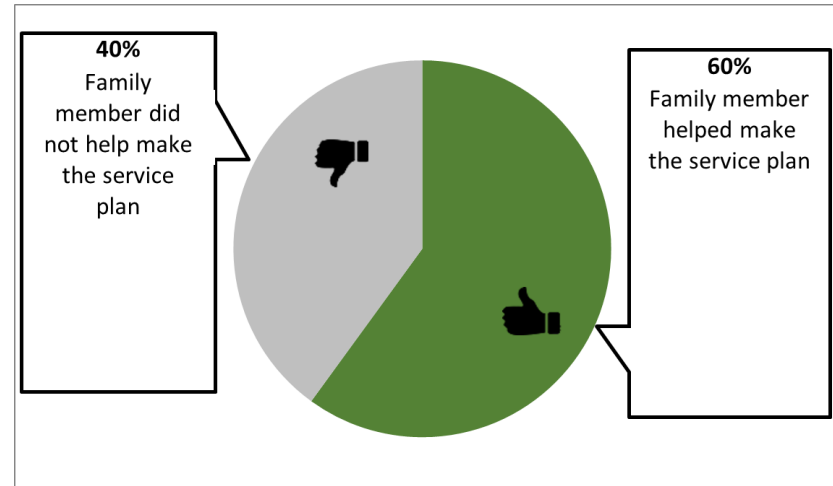
People receiving services have a service plan. The service plan should include things the person wants and needs. NCI asked families/guardians about their family member's service plan.

Does the service plan have all of the things your family member needs?



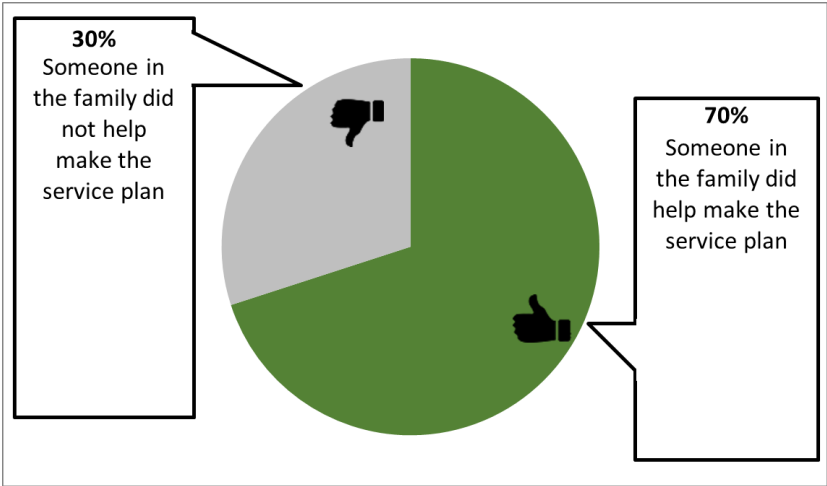
NCI tells us **9** out of every **10** people said the service plan has all of the things their family member needs.

Did your family member help make the service plan?



NCI tells us **6** out of every **10** people said **their family member helped make the service plan.**

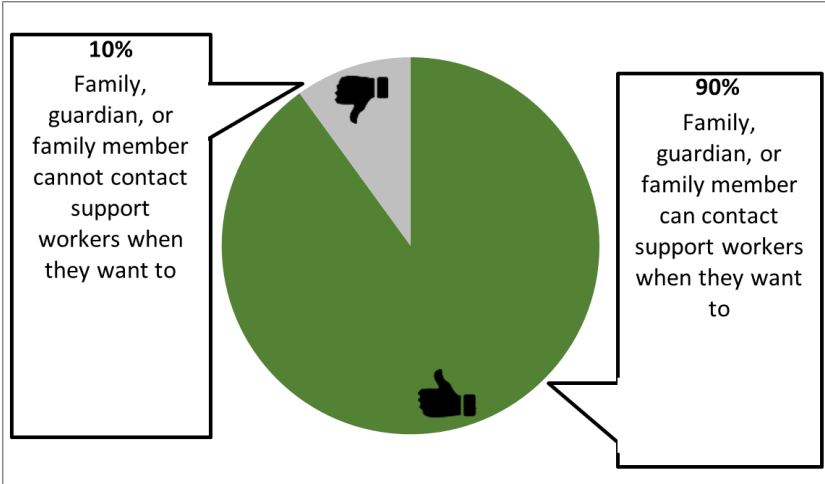
Did someone in the family help make the service plan?



NCI tells us **7** out of every **10** people said **someone in the family, not the person receiving services, helped make the service plan.**

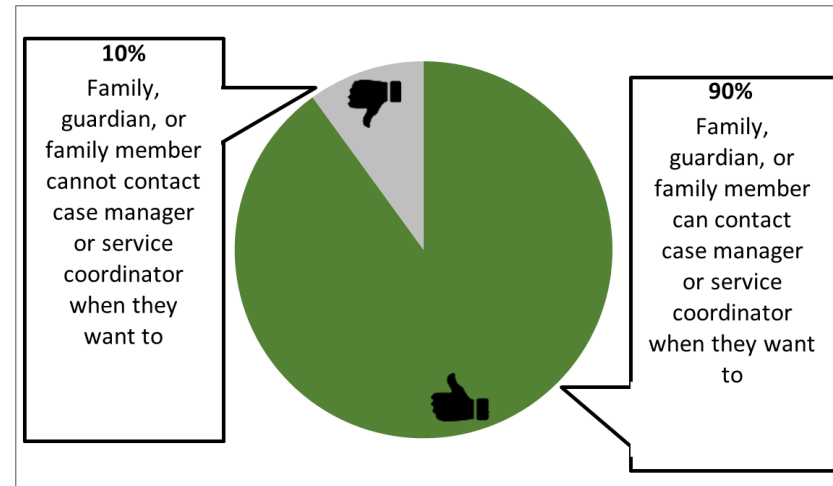
Sometimes people want to talk with their support workers and case managers. NCI asked if family/guardian could contact support workers and case managers when they wanted to.

Can you or your family member contact support workers when you want to?



NCI tells us **9** out of every **10** people said **they can always or usually contact their support workers when they want to.**

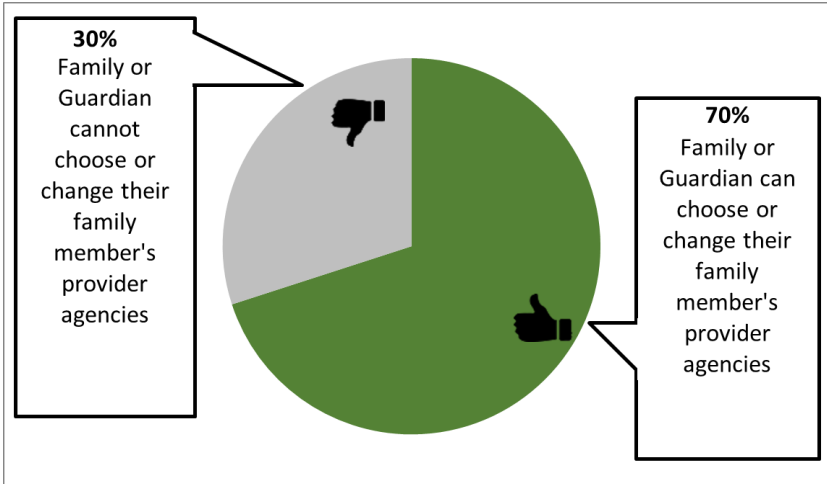
Can you or your family member contact your family member's case manager when you want to?



NCI tells us **9** out of every **10** people said **they can always or usually contact their case manager when they want to.**

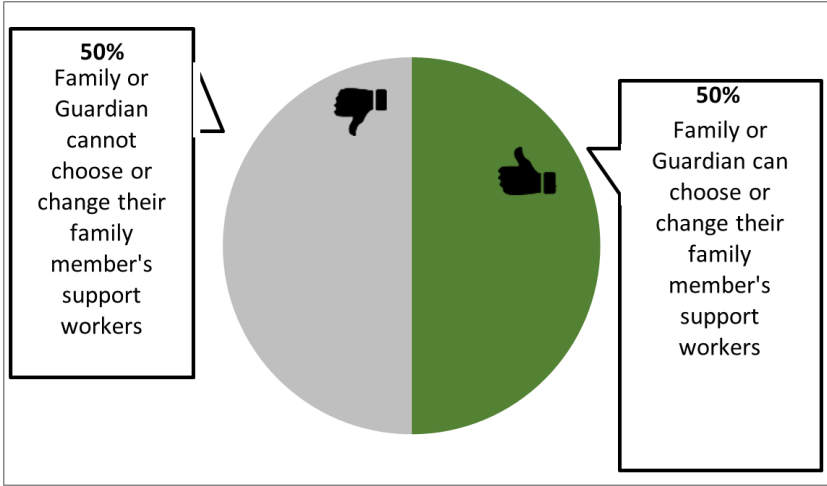
NCI asked if families/guardians can choose the support workers and case manager who work with their family member.

Can your family choose or change your family member's provider agencies?



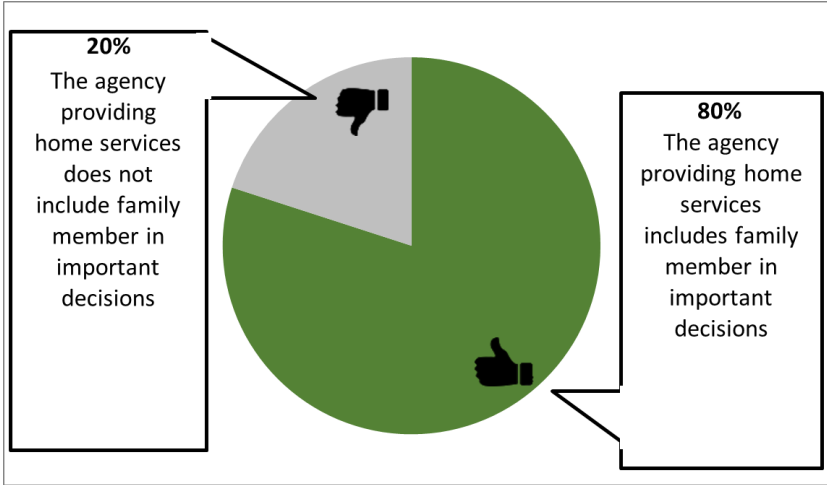
NCI tells us **7** out of every **10** people said they can always or usually choose or change their family member's provider agencies.

Can your family choose or change your family member's support workers?



NCI tells us 5 out of every 10 people said they can always or usually choose or change their family member's support workers.

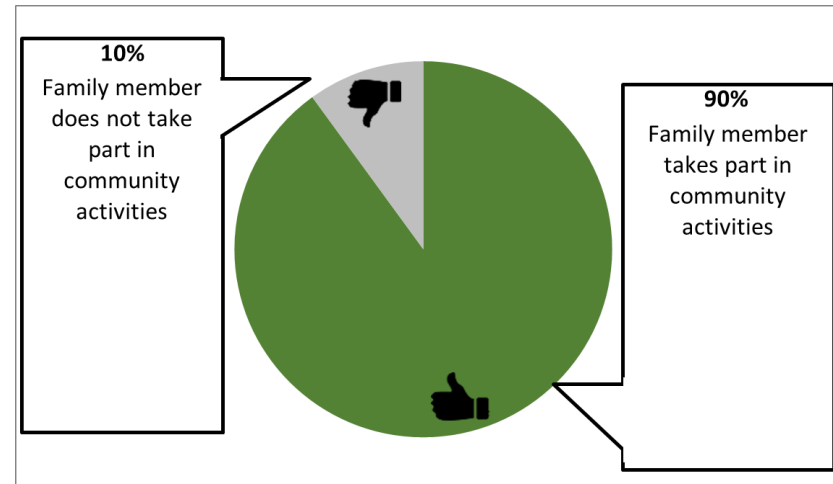
Does the agency providing home services include your family member in important decisions?



NCI tells us **8** out of every **10** people said **the agency providing home services includes their family member in important decisions.**

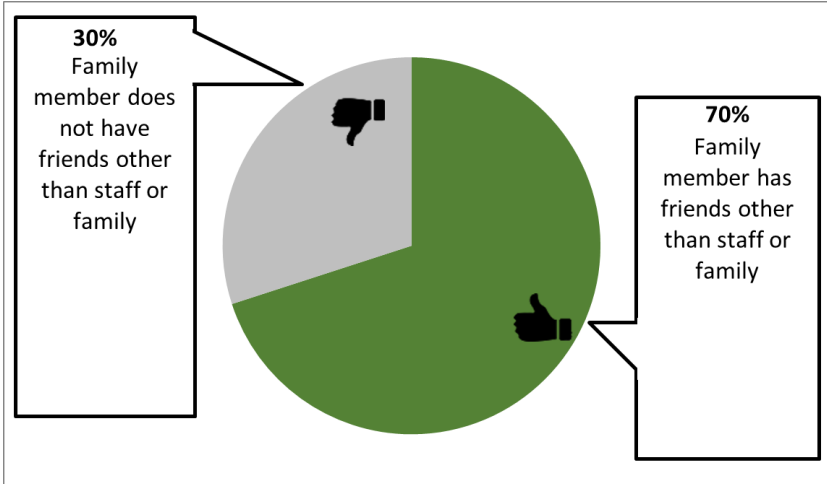
NCI asked whether family member joined in community activities (like sports, religious or spiritual services, and entertainment).

Does your family member take part in community activities?



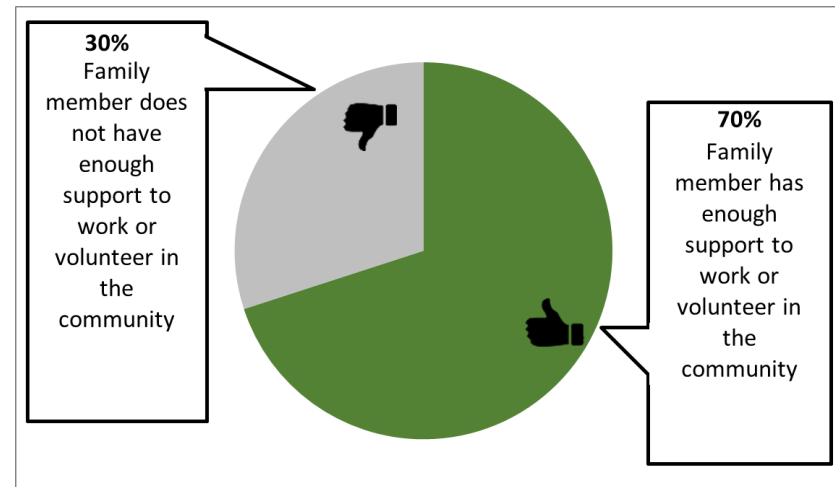
NCI tells us **9** out of every **10** people said **their family member takes part in community activities.**

Does your family member have friends other than staff or family?



NCI tells us **7** out of every **10** people said **their family member has friends other than staff or family.**

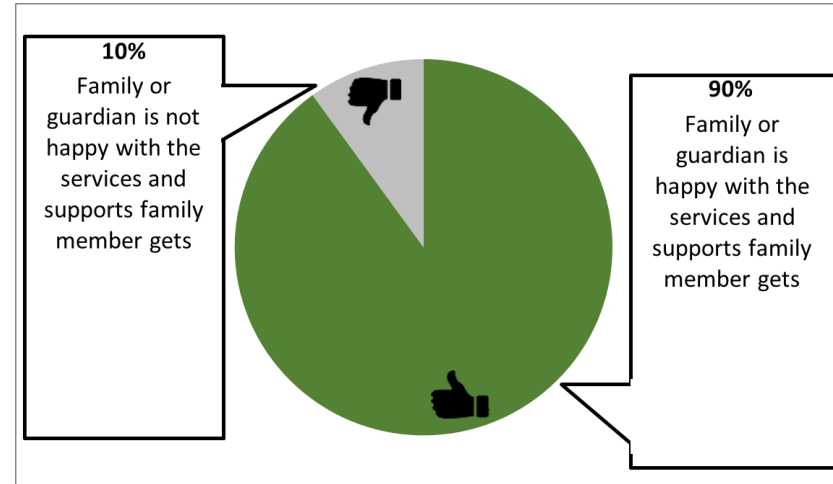
Does your family member have enough support to work or volunteer in the community?



NCI tells us **7** out of every **10** people said their family member has enough support to work or volunteer in the community.

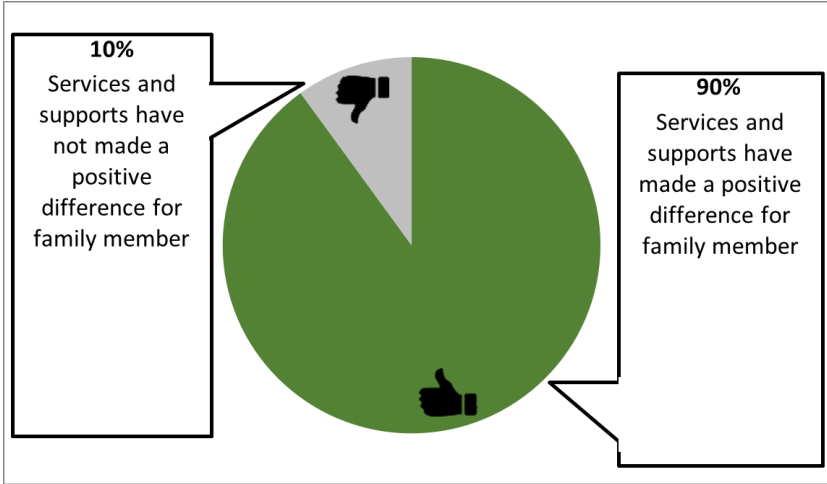
NCI asked how families/guardians feel about the services and supports their family member gets.

Are you happy with the services and supports your family member gets?



NCI tells us **9** out of every **10** people said they are **always or usually happy with the services and supports their family member gets.**

Have services and supports made a positive difference for your family member?



NCI tells us **9** out of every **10** people said **services and supports have made a positive difference for their family member.**

**What We Have Learned from the
National Core Indicators
Family/Guardian Survey**

**Results from Families Across California
User-Friendly Version, 2016-17**



**NATIONAL CORE
INDICATORS**

<http://www.nationalcoreindicators.org/>

A Collaborative Effort of

NASDDDS

National Association of State Directors of Developmental Disabilities Services

Mary Lou Bourne

mlbourne@nasdds.org

301 N Fairfax Street, Suite 101

Alexandria, VA 22314-2633

703.683.4202



**Human Services
Research Institute**

Alixé Bonardi

abonardi@hsri.org

2336 Massachusetts Avenue

Cambridge, MA 02140

617.876.0426