

What the 2018-19 NCI® Adult Family Survey data tells us about

Taking Part in the Community Across NCI States



**NATIONAL CORE
INDICATORS®**
NASDDDS & HSRI

This report tells us about:

- What NCI tells us about community participation
- Why this is important

What is NCI?

Each year, NCI asks people with intellectual and developmental disabilities (IDD) and their families how they feel about their lives and the services they get. NCI uses surveys so that the same questions can be asked to people in all NCI states.

Who answered questions to this survey?

Questions for this survey are answered by a person who lives in the same house as an adult who is getting services from the state. Most of the time, a parent answers these questions. Sometimes a sibling or someone who lives with the person and knows them well answers these questions.

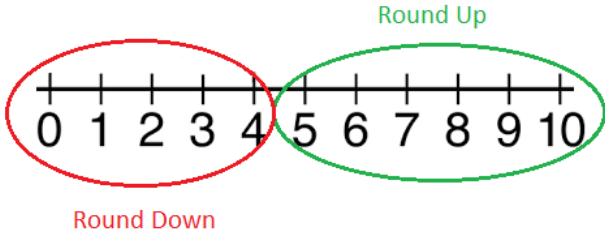
How are data shown in this report?

NCI asks questions about planning services and supports for people who get services from the state. In this report we see how family members of people getting services answered questions about taking part in the community.

- In this report when we say “**you**” we mean **the person who is answering the question** (most of the time, a parent).
- In this report, when we say “**family member**” we mean **the person who is getting services from the state**.

We use words and figures to show the number of **yes** and **no** answers we got. Some of our survey questions have more than a **yes** or **no** answer. They ask people to pick: “always,” “usually,” “sometimes,” or “seldom/never.” For this report, we count all “always” answers as **yes**. All others we count as **no**.

We round percentages to the nearest ten percent. To round, we look at the last digit in a number. If the digit is 5 or more, we “round up” to the next highest number with a zero. If the digit is 4 or less, we “round down” to the next lowest number with a zero.



For example:

If 87% of people say they have friends, we “round up” to 90%.

If 12% of people say they take part in any family-to-family networks, we “round down” to 10%.

This report can help people talk about services and supports. If you want more information, you can look up the full report at:

<http://www.nationalcoreindicators.org>



Making Connections – Why Is This Important

People with IDD need to be supported to be included in their communities and to make social connections that the rest of us enjoy. Having friends other than paid staff can help people to explore their communities. Joining groups, enjoying social events and being part of faith communities make people feel welcome and can minimize isolation and loneliness. To make sure that families and people with IDD are able to make connections with friends and with community groups, it is important to understand what makes it hard to take part in community activities, like lack of transportation or because of the cost. Information from families can be shared with state officials (like a governor or mayor) in order to inform policy making and quality improvement to expand community engagement.

Going Out

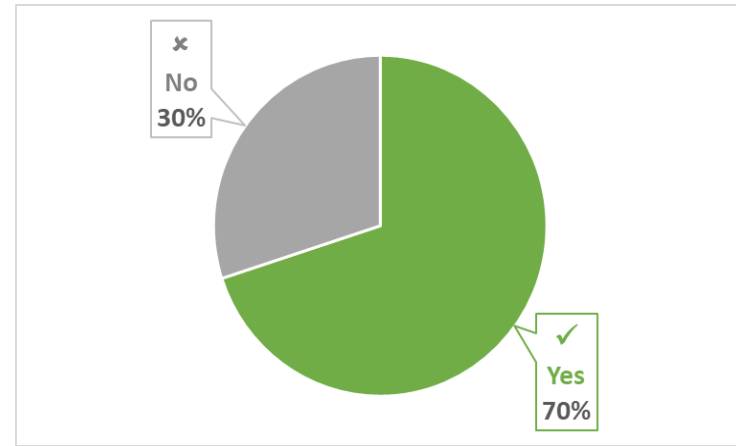


People go out in their community to do many things, like go to the movies, concerts, play sports and see friends. When we ask about community, we mean the places where people go out around their home. Places like parks, restaurants, or places of worship. NCI asks if people have friends they like to do things with and if they do things in their community.

Reminder:

- When we say “**you**” we mean **the person who is answering the question** (most of the time, a parent).
- When we say “**family member**” we mean **the person who is getting services from the state**.



Does your family member have friends other than paid support workers or family?



NCI tells us **7** out of every **10** people said **their family member has friends other than paid support workers or family.**

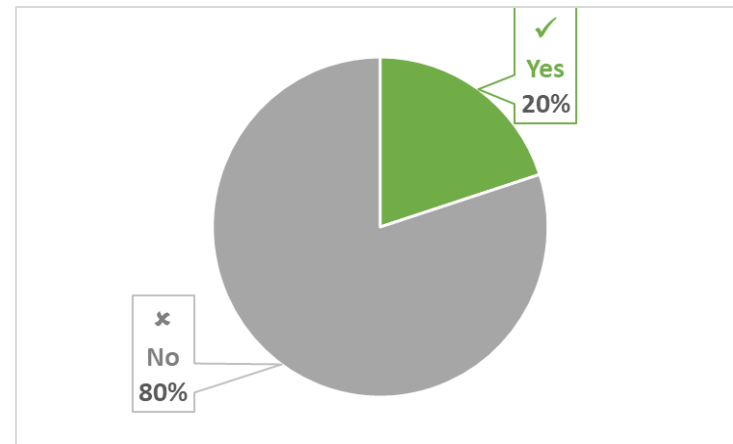

What makes it hard for people to do things in the community?

Some people are not always able to do things they want in the community, things like going to the movies, going to concerts or spending time with friends. NCI asks people what makes it hard to do things in the community when they want to.

Reminder:

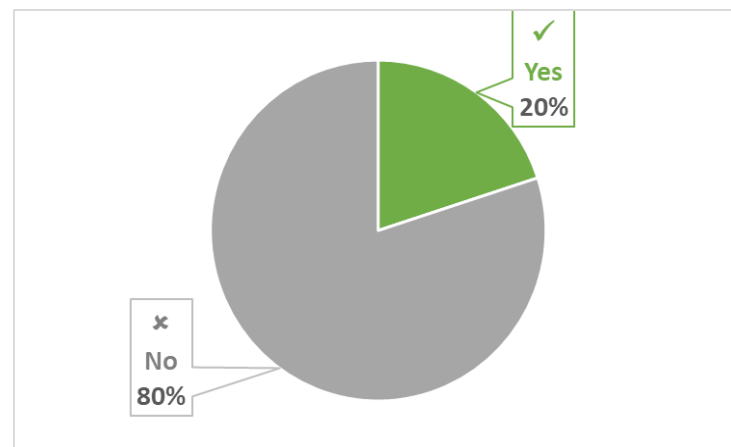
- When we say “**you**” we mean **the person who is answering the question** (most of the time, a parent).
- When we say “**family member**” we mean **the person who is getting services from the state**.

If it's hard for your family member to do things in the community, is it because of transportation?



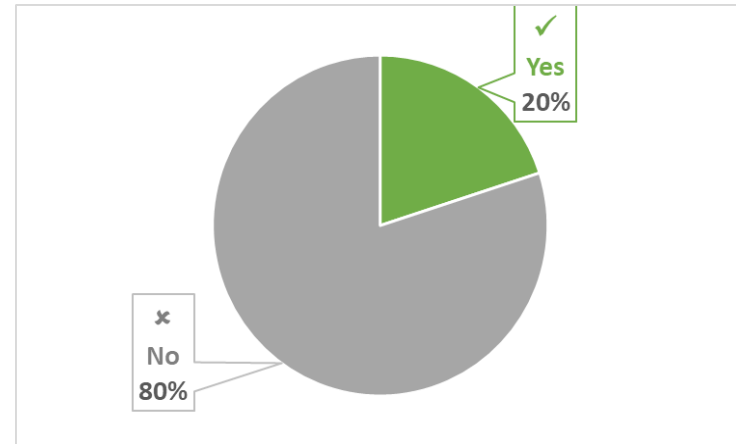
NCI tells us **2** out of every **10** people said **not having enough transportation makes it hard for their family member to do things in the community.**

If it's hard for your family member to do things in the community, is it because of the cost?



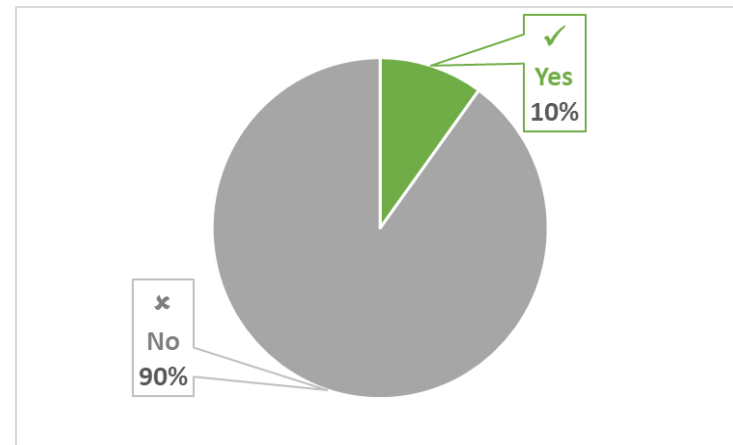
NCI tells us **2** out of every **10** people said **cost makes it hard for their family member to do things in the community.**

If it's hard for your family member to do things in the community, is it because there are not enough support staff?



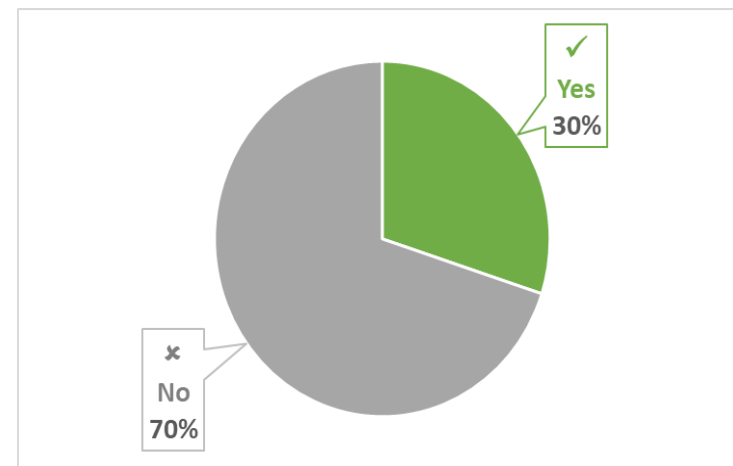
NCI tells us **2** out of every **10** people said **not having enough support staff** makes it hard for their family member to do things in the community.

If it's hard for your family member to do things in the community, is it because of stigma (other people acting badly or negatively toward your family member)?



NCI tells us **1** out of every **10** people said **stigma makes it hard for their family member to do things in the community.**

Are there other things that make it hard for your family member do things in the community?



NCI tells us **3** out of every **10** people said **there are other things that make it hard for their family member to do things in the community.**

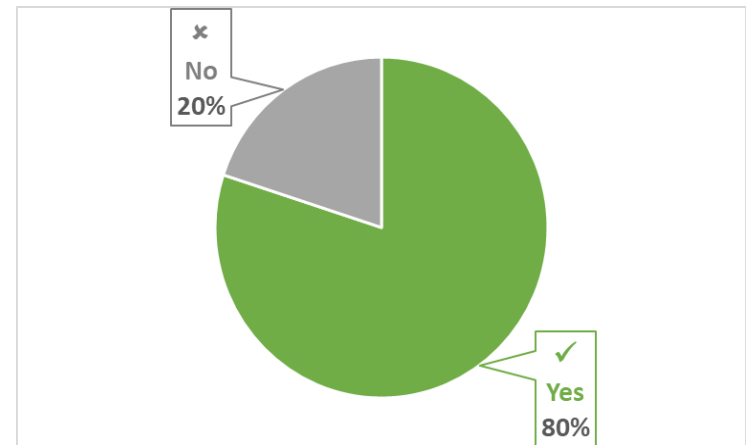

Community Resources

Many people get help from staff in their home, at their day program and at work. Some families can also get help from people in their community. NCI asks if families get help from people in their community

Reminder:

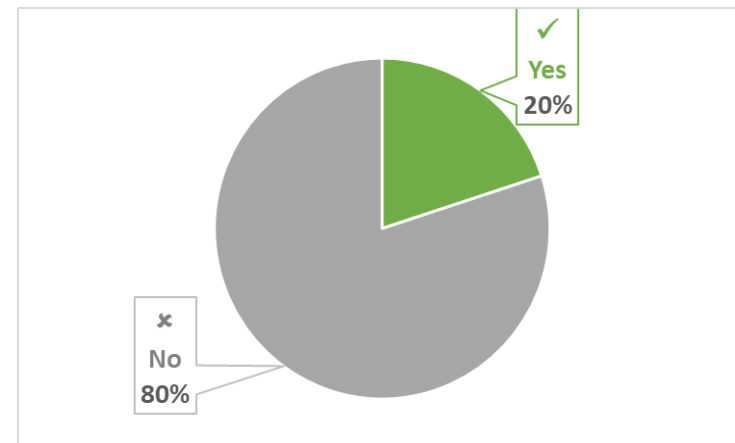
- When we say “**you**” we mean **the person who is answering the question** (most of the time, a parent).
- When we say “**family member**” we mean **the person who is getting services from the state**.

Are there supports in your community that your family can use that your family does not get from the I/DD agency?
Supports are things like public transportation, recreational programs or community groups.



NCI tells us **8** out of every **10** people said that there are there supports in their community that their family can use that their family does not get from the I/DD agency.

Does your family take part in any family-to-family networks? Family-to-family networks are groups like Parent to Parent and sibling groups, where people who have a family member with a disability share information.



NCI tells us **2** out of every **10** people said **that their family takes part in family-to-family networks.**



What Did Family of People With Disabilities across NCI States Say?

70% Their family member has friends other than paid support workers or family

20% If it's hard for family members to do things in the community, is it because of transportation

20% If it's hard for their family member to do things in the community, is it because of the cost

20% If it's hard for their family member to do things in the community, is it because of there are not enough support staff

10% If it's hard for their family member to do things in the community, is it because of stigma (other people acting badly or negatively toward your family member)

30% If it's hard for their family member to do things in the community, is it because of other things

80% There are supports in the community that their family can use that they do not get from the I/DD agency

20% Family takes part in any family-to-family networks