

2021 REPORT

STATE OF THE WORKFORCE SURVEY

• DIRECT SUPPORT PROFESSIONALS •

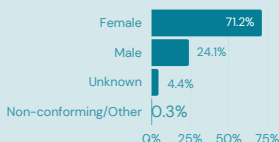
3,838 provider agencies

responded from 29 states

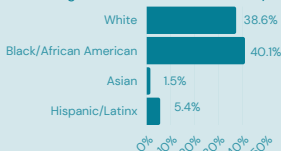


DSP DEMOGRAPHICS

Average breakdown of gender identity



Average breakdown of race/ethnicity



\$14.50

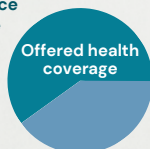
MEDIAN HOURLY WAGE

for DSPs across
all service types

73.7% of responding
agencies offered PTO of
some type

BENEFITS

Among the
responding agencies,
**59.9% offered health
insurance**
to some
or all
DSPs



TURNOVER RATIO

- Turnover ratio for DSPs in 2021 ranged from **28.5% to 59.0%**
- The weighted **average turnover ratio was 43.3%**

FRONTLINE SUPERVISORS



Across participating states,
there was an average ratio of
1 frontline supervisor for
every 10 DSPs

COVID-19 RESPONSE



65.7% report
changes to
delivery of
supports

Almost two-thirds of
responding agencies
indicated there were
changes in the way some
supports were delivered
in 2021